

# Some factors when thinking about family violence

## Resilience Factors

### Education

Achievement of Māori 18 year old students has increased.



71%

of Māori 18 year olds are now achieving NCEA level 2 or equivalent qualification.

### Whānau Well-being

Most Māori are able to get support from their Whānau.



81%

of Māori adults find it easy or very easy to get support from their whānau in times of need.

### Cultural Well-being

Many Māori are connected to their marae.



67%

of Māori who know their ancestral marae, feel strongly connected to it.

## Risk factors

### Median Personal Annual Income

Māori have lower personal incomes than the total population.



### Young Mothers

Māori mothers are more likely to have children at younger ages.



Almost one half (42%) of Māori women who gave birth in 2016 were aged 24 years or under.

10% of all births in 2016 were to Māori women aged 24 years or under.



### Youthful population

Māori in New Zealand are a youthful population.



### Household composition

Over one-third (36%) of Māori children live in one-parent households.



### Psychological Distress

Māori Adults are more likely to be anxious or depressed.

11%

of Māori reported experiencing high levels of psychological distress indicating a high probability of an anxiety or depressive disorder. Compared to 6.8% for Total New Zealand population.



### Hazardous drinking

Drinking rates for Māori adults are similar to the total population, however they are twice as likely to be hazardous drinkers.

39%



of Māori who have had a drink in the past year are classed as hazardous drinkers.

## Understanding family violence

Māori in Aotearoa New Zealand: June 2017

### Why take action now?

Knowing who is at risk of poor outcomes later in life will help us know where we need to target our efforts and investment.

Recent analysis undertaken by Treasury to understand children who are at risk of poor outcomes and the costs (CYF, benefit and Corrections cost) associated with those outcomes showed that total costs of Māori children in the cohort before age 36 were estimated as averaging \$129,300.

\$129,300

Māori children by age 36

\$80,400

Pacific children by age 36

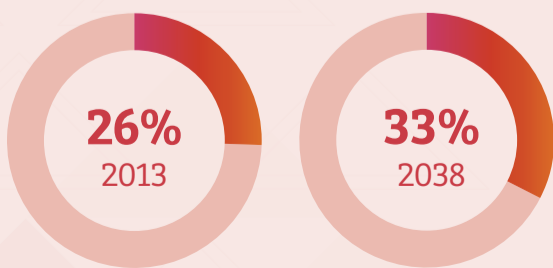
\$49,100

European children by age 36

### Future projections

Māori will make up one third of all New Zealand children by 2038.

Māori will have a young age structure compared to the total New Zealand.



Māori currently make up one quarter of all children, but will be one third by 2038.

### Infographic Highlights

Māori are:



2x

As likely to be an offender who has committed a serious crime against a family member.

Māori students are:



2x

As likely as New Zealand European students to report witnessing adults hit children in their homes.

Māori children are:



6x

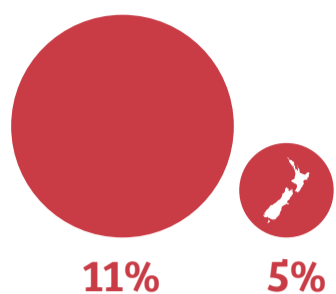
More likely to die from child abuse or neglect.

## Understanding family violence

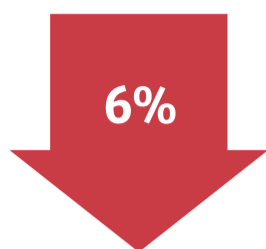
Māori in Aotearoa New Zealand: June 2017

### Crime and Safety Survey

Māori are more likely than the New Zealand average to have been victims of crime.



Māori are more than twice as likely to be a victim of a violent interpersonal offence by an intimate partner.



The prevalence of intimate partner violence has fallen among Māori.

**2x**

Māori are almost twice as likely to experience one or more coercive and controlling behaviours from a current partner.

**33%**

**24%**

Māori are more likely to be the victim of any crime.



**67%**

Māori

**69%**

New Zealand

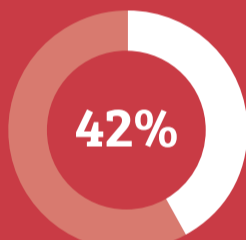
Most incidences are not reported.

### Victims and Offenders

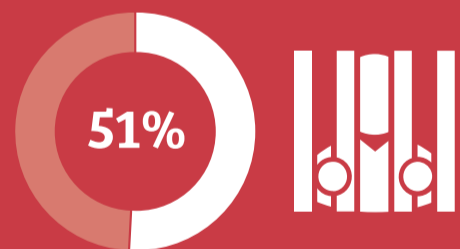
Māori experience in the justice system.



of unique offenders<sup>1</sup> who perpetrated a serious crime<sup>2</sup> against a family member were Māori offenders in 2016.



of unique victims<sup>3</sup> of serious offence<sup>2</sup> were Māori family victims in 2016.



of prison inmates are Māori. That's **4,391** prison inmates out of a total **8,618** prison inmates overall.

### Oranga Tamariki (Child, Youth and Family)

Māori children are overrepresented in Child, Youth and Family care services.



**64%**

of admissions to Care and Protection residences are Māori.

**71%**

of admissions to Youth Justice residences are Māori.



**55%**

of total children with emotional abuse findings are Māori.

**53%**

of total children with Neglect findings are Māori.

**61%**

of children in care are Māori.



**44%**

of total children who require Further Action Response (FAR) are Māori.

**46%**

of total children with Physical Abuse findings are Māori.

**37%**

of total children with Sexual Abuse findings are Māori.



### Women's Refuge

Māori are high users of Women's Refuge support and services.

**29%**

of women using the Refuge Service are Māori.

**39%**

of children using the Refuge Service are Māori.



**37%**

of referrals to Refuge for support were for Māori (women and children).



### Youth Survey

Māori students reported much greater exposure to violence than New Zealand European students.

Māori students were almost twice as likely as New Zealand European students to report witnessing adults hit **children** in their homes.

**9%**

**17%**

**10%**

**4%**

Māori students were twice as likely as New Zealand European students to report witnessing **adults** hitting other adults in their home.

Māori students were more likely to report having experienced sexual abuse or coercion than their New Zealand European counterparts.

**12%**

**18%**

### Hospitalisation

Māori children have high rates of hospitalisation due to assault, neglect, and maltreatment.

Māori children have high rates of hospitalisation due to assault, neglect, and maltreatment.

**26**

Māori children per 100,000.

**23**

Pacific children per 100,000.

**6**

Asian/Indian children per 100,000.

**11**

European/Other children per 100,000.



### Deaths

Almost a third of all family violence deaths in New Zealand are children, who have died as a result of abuse and neglect.

**47%**

of all homicides in New Zealand are family related.

**37**

are child abuse and neglect deaths.

**16**

of the 37 who died from abuse and neglect between 2009 and 2012 were Māori children.



1. The unique offender population is the measure that counts individual offenders once in a given 12 month reference period regardless of how many times they may have been dealt with by police.  
 2. Serious offences here includes: Acts intended to cause injury, sexual assault and related offences and abduction, harassment and other related offences against a person.  
 3. The unique victim population is the measure that counts person/organisation once in a given 12 month reference period for each offence group in which they are recorded as being a victim of an offence, regardless of how many times they may have been victimised.